


# New Vision Learning from Home Academy Packet



Teachers: Kirby & McGary Grade 2

Mrs. Kirby's E-mail Address: [mrskirbynvla@yahoo.com](mailto:mrskirbynvla@yahoo.com)

Mrs. Kirby's phone number: 318-680-1189


Student's Name \_\_\_\_\_

Date Submitted \_\_\_\_\_

Parent Name \_\_\_\_\_

Parent Signature \_\_\_\_\_

"chartering a new vision Raising children to new heights in learning"



Name \_\_\_\_\_

Dates: Work for March 16-20

Date Due: Tuesday, March 24, 2020

Grade 2

Go Math and Science Fusion Login Information:

**www-k6.thinkcentral.com, select Mathematics (Go Math 3<sup>rd</sup> link on top row OR Science (Science Fusion), United States, Louisiana, *State Operated School*, New Vision Learning Academy,**

**LOG IN your child's first and last name without spaces or punctuation (all lowercase)**

**PASSWORD: learn**

Once you are in, go to "My Library". Here you will choose Math or Science (left hand side).

To contact Mrs. Kirby between the hours of 10:00 a.m.- 1:00 p.m.:

Phone: (318) 680-1189

E-mail: [mrskirbynvla@yahoo.com](mailto:mrskirbynvla@yahoo.com)



Grade 2

Week of March 16-20

## Math

Monday, March 16 – Lesson 6.7 thinkcentral.com

3-digit subtraction – regroup tens

Tuesday, March 17 – Lesson 6.8 thinkcentral.com

3-digit subtraction – regroup hundreds

Wednesday, March 18 – Lesson 6.9 thinkcentral .com

3-digit subtraction – regroup hundreds and tens

Thursday, March 19 – Lesson 6.10 thinkcentral.com

Regrouping with zeros

Friday, March 20 – Unit 6 Test Test Packet Assessment

- Lesson 11.2 thinkcentral.com

Geometry

## Science

Monday, March 16 – Unit 7, Lesson 6 thinkcentral & book

Severe weather & how to stay safe

Tuesday, March 17 – Unit 7, Unit Review/Test book

Weather Assessment

Wednesday, March 18 – Unit 8, Lesson 1 book 315-321

Planets & stars

Thursday, March 19 – Unit 8, Lesson 1 Virtual Lesson thinkcentral

Planets & stars

Friday, March 20 – Unit 8, Lesson 1 book 322-326, Assessment 324-326



Name \_\_\_\_\_

## Grade 2 Math and Science

The following pages are pages for Chapter 6 practice and extra assistance. Please use along with the book and other Go Math Resources available online. Assignments will be posted and/or sent by email.

### Go Math and Science Fusion Login Information:

**www-k6.thinkcentral.com, select Mathematics (Go Math 3<sup>rd</sup> link on top row OR Science (Science Fusion), United States, Louisiana, *State Operated School*, New Vision Learning Academy,**  
**LOG IN your child's first and last name without spaces or punctuation,**  
**PASSWORD: learn**

### Online Math:

Monday, March 16	Lesson 6.7
Tuesday, March 17	Lesson 6.8
Wednesday, March 18	Lesson 6.9
Thursday, March 19	Lesson 6.10
Friday, March 20	Lesson 11.2 (Geometry)

### Online Science:

Monday, March 16	Unit 7, Lesson 6
Tuesday, March 17	Unit 7, Unit Review
Wednesday, March 18	Unit 8, Lesson 1
Thursday, March 19	Unit 8, Lesson 1, Sum It Up
Friday, March 20	Unit 8, Lesson 2

# Draw to Represent 3-Digit Addition







Add 213 and 124.

Draw quick pictures of 213 and 124.

Count the hundreds, tens, and ones.




3 hundreds    3 tens    7 ones

Write the number. 337

Hundreds	Tens	Ones
		
		

Draw quick pictures. Write how many hundreds, tens, and ones in all. Write the number.

1. Add 135 and 214.

Hundreds	Tens	Ones
		

\_\_\_\_\_ hundreds \_\_\_\_\_ tens \_\_\_\_\_ ones

\_\_\_\_\_

2. Add 121 and 143.

Hundreds	Tens	Ones

\_\_\_\_\_ hundreds \_\_\_\_\_ tens \_\_\_\_\_ ones

\_\_\_\_\_



Name \_\_\_\_\_

## Break Apart 3-Digit Addends

$$\begin{array}{r} 743 \\ + 124 \\ \hline \end{array}$$

Break apart each addend.  
Write the value of each digit.

$$743 = \underline{700} + \underline{40} + \underline{3}$$

$$124 = \underline{100} + \underline{20} + \underline{4}$$

Add the hundreds, tens, and ones.  
Then add these sums together.

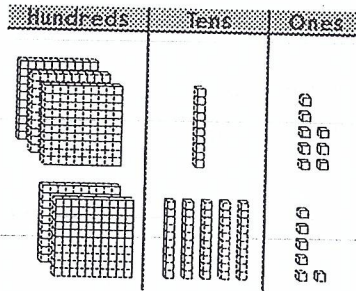
	Hundreds		Tens		Ones
743	700	+	40	+	3
<u>+124</u>	100	+	20	+	4
	800	+	60	+	7
				=	867

Break apart the addends to find the sum.

	Hundreds		Tens		Ones
1. 253	_____	+	_____	+	_____
<u>+ 536</u>	_____	+	_____	+	_____
	_____	+	_____	+	_____ = _____

# 3-Digit Addition: Regroup Ones

Add.  $318$   
 $+ 256$



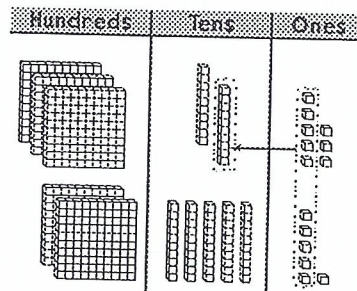
Hundreds	Tens	Ones
	<input type="text"/>	
3	1	8
+	2	5
<hr/>		

Add the ones.

$8 + 6 = 14$

Do you need to  
regroup? yes

Regroup 10 ones as 1 ten.



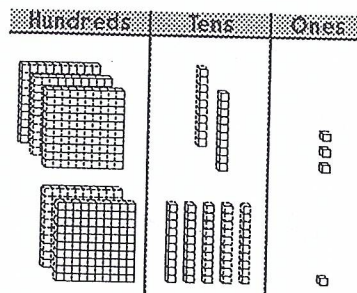
Hundreds	Tens	Ones
	<input type="text"/>	
3	1	8
+	2	5
<hr/>		
		4

Add the tens.

$1 + 1 + 5 = 7$

Add the hundreds.

$3 + 2 = 5$



Hundreds	Tens	Ones
	<input type="text"/>	
3	1	8
+	2	5
<hr/>		
5	7	4

Write the sum.

1.

Hundreds	Tens	Ones
	<input type="text"/>	
5	2	6
+	1	4
<hr/>		

2.

Hundreds	Tens	Ones
	<input type="text"/>	
4	5	7
+	3	3
<hr/>		

Name \_\_\_\_\_

### 3-Digit Addition: Regroup Tens

Add.  $271 + 158$

Add the ones.  
 $1 + 8 = 9$

Hundreds	Tens	Ones

Hundreds	Tens	Ones
2	7	1
+	1	5
		9

---

Add the tens.  
 $7 + 5 = 12$

Do you need to regroup? yes

Regroup 12 tens as 1 hundred 2 tens.

Hundreds	Tens	Ones

Hundreds	Tens	Ones
2	7	1
+	1	5
	2	9

---

Add the hundreds.  
 $1 + 2 + 1 = 4$

Hundreds	Tens	Ones

Hundreds	Tens	Ones
4	2	1
+	1	5
4	2	9

Write the sum.

1.

	Hundreds	Tens	Ones
	<input type="text"/>	<input type="text"/>	
	2	6	4
+	1	4	5

2.

	Hundreds	Tens	Ones
	<input type="text"/>	<input type="text"/>	
	2	3	2
+	6	0	6

## Addition: Regroup Ones and Tens

Sometimes, you may need to regroup more than once.

$$\begin{array}{r} 189 \\ + 623 \\ \hline \end{array}$$

**Step 1** Add the ones.

There are 12 ones in all.

Regroup 12 ones as 1 ten 2 ones.

$$\begin{array}{r|l|l} & 1 & 8 & 9 \\ + & 6 & 2 & 3 \\ \hline & & & 2 \end{array}$$

**Step 2** Add the tens.

There are 11 tens in all.

Regroup 11 tens as 1 hundred 1 ten.

$$\begin{array}{r|l|l} & 1 & 8 & 9 \\ + & 6 & 2 & 3 \\ \hline & & 1 & 2 \end{array}$$

**Step 3** Add the hundreds.

There are 8 hundreds in all.

$$\begin{array}{r|l|l} & 1 & 8 & 9 \\ + & 6 & 2 & 3 \\ \hline 8 & 1 & 2 \end{array}$$

Write the sum.

1.

$$\begin{array}{r|l|l} & 2 & 7 & 8 \\ + & 4 & 6 & 5 \\ \hline & & & \end{array}$$

2.

$$\begin{array}{r|l|l} & 1 & 5 & 7 \\ + & 7 & 7 & 1 \\ \hline & & & \end{array}$$

3.

$$\begin{array}{r|l|l} & 3 & 6 & 4 \\ + & 4 & 1 & 9 \\ \hline & & & \end{array}$$

Name \_\_\_\_\_

## Problem Solving • 3-Digit Subtraction

There were 237 books on the shelves.  
Mr. Davies took 126 books off the shelves.  
How many books were still on the shelves?

### Unlock the Problem

What do I need to find?

how many books

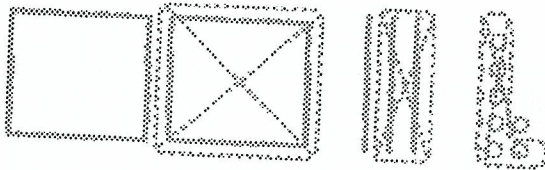
were still on the shelves

What information do I need to use?

There were 237 books on the shelves.

Mr. Davies took 126 books off the shelves.

Show how to solve the problem.



There were 111 books still on the shelves.

Make a model to solve. Then draw a quick picture of your model.

1. Mr. Cho has 256 pencils.  
Then he sells 132 pencils.  
How many pencils does he have now?

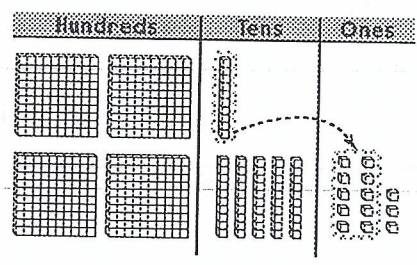
\_\_\_\_\_ pencils

Name \_\_\_\_\_

# 3-Digit Subtraction: Regroup Tens

Subtract.  $463$   
 $-317$

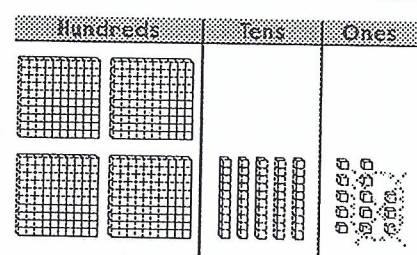
Are there enough ones to subtract 7? no  
Regroup 1 ten as 10 ones.



Hundreds	Tens	Ones
4	6	3
$-$ 3	1	7

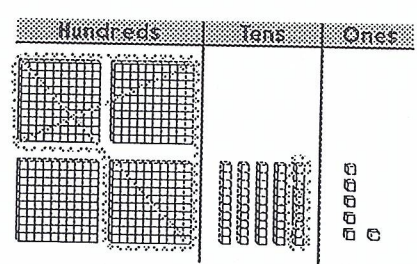
There are 13 ones and 5 tens.

Subtract the ones.  
 $13 - 7 = 6$



Hundreds	Tens	Ones
4	6	3
$-$ 3	<del>1</del>	<del>7</del>
		6

Subtract the tens.  
 $5 - 1 = 4$   
Subtract the hundreds.  
 $4 - 3 = 1$



Hundreds	Tens	Ones
4	6	3
$-$ 3	<del>1</del>	<del>7</del>
1	4	6

Solve. Write the difference.

1.

Hundreds	Tens	Ones
8	6	2
$-$ 3	2	8

2.

Hundreds	Tens	Ones
6	7	8
$-$ 2	4	5

Name \_\_\_\_\_

### 3-Digit Subtraction: Regroup Hundreds

Subtract.  $326$   
 $- 174$

Subtract the ones.

$6 - 4 = 2$

Are there  
enough tens to  
subtract 7 tens? no

Regroup 1 hundred as 10 tens.

Now there are 12 tens

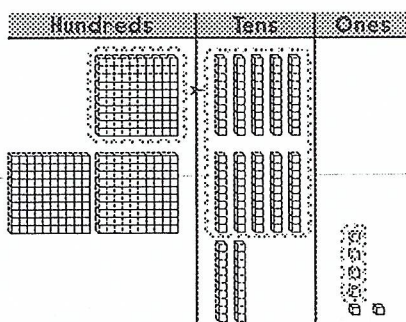
and 2 hundreds.

Subtract the tens.

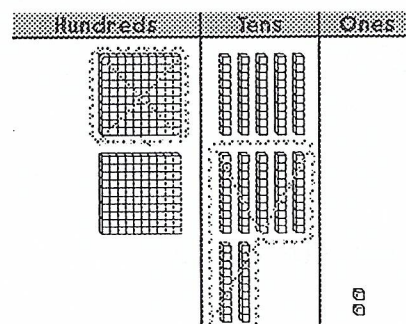
$12 - 7 = 5$

Subtract the hundreds.

$2 - 1 = 1$



Hundreds	Tens	Ones
2	12	
<del>3</del>	<del>2</del>	6
— 1	7	4
		2



Hundreds	Tens	Ones
2	12	
<del>3</del>	<del>2</del>	6
— 1	7	4
1	5	2

Solve. Write the difference.

1.

Hundreds	Tens	Ones
6	7	9
— 2	6	1

2.

Hundreds	Tens	Ones
5	2	5
— 2	9	3

## Subtraction: Regroup Hundreds and Tens

You may need to regroup more than once.

$$\begin{array}{r} 282 \\ - 198 \\ \hline \end{array}$$

Regroup 1 ten as 10 ones. Subtract the ones.

$$\begin{array}{r} \phantom{2}7\cancel{1}2 \\ \phantom{2}2\cancel{8}\cancel{2} \\ - 198 \\ \hline \phantom{2}4 \end{array}$$

Regroup 1 hundred as 10 tens. Subtract the tens.

$$\begin{array}{r} \phantom{1}17 \\ \phantom{1}2\cancel{7}\cancel{1}2 \\ - 198 \\ \hline \phantom{1}84 \end{array}$$

Subtract the hundreds.

$$\begin{array}{r} \phantom{1}17 \\ \phantom{1}1\cancel{7}\cancel{1}2 \\ \phantom{1}2\cancel{8}\cancel{2} \\ - 198 \\ \hline \phantom{1}84 \end{array}$$

Solve. Write the difference.

1. 
$$\begin{array}{r} 481 \\ - 176 \\ \hline \end{array}$$

2. 
$$\begin{array}{r} 746 \\ - 28 \\ \hline \end{array}$$

3. 
$$\begin{array}{r} 331 \\ - 148 \\ \hline \end{array}$$

4. 
$$\begin{array}{r} 395 \\ - 131 \\ \hline \end{array}$$

5. 
$$\begin{array}{r} 524 \\ - 265 \\ \hline \end{array}$$

6. 
$$\begin{array}{r} 748 \\ - 603 \\ \hline \end{array}$$



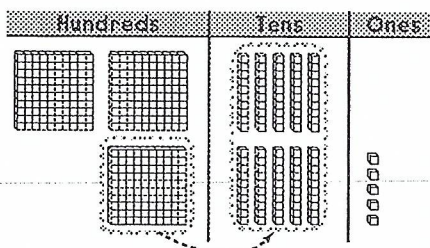
Name \_\_\_\_\_

## Regrouping with Zeros

Subtract 138 from 305.

There are not enough ones to subtract 8.

Since there are 0 tens, regroup 3 hundreds as 2 hundreds 10 tens.

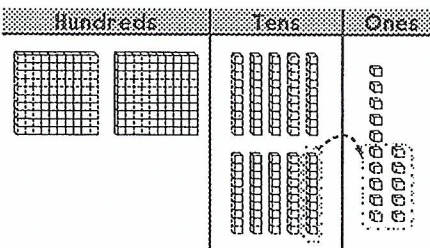


$$\begin{array}{r} 2\phantom{0}05 \\ - 138 \\ \hline \end{array}$$

Then regroup 10 tens 5 ones as 9 tens 15 ones.

Subtract the ones.

$$15 - 8 = 7$$



$$\begin{array}{r} 2\phantom{0}05 \\ - 138 \\ \hline 9\phantom{0}15 \\ \phantom{2}0\phantom{0}8 \\ \phantom{2}0\phantom{0}7 \\ \hline \end{array}$$

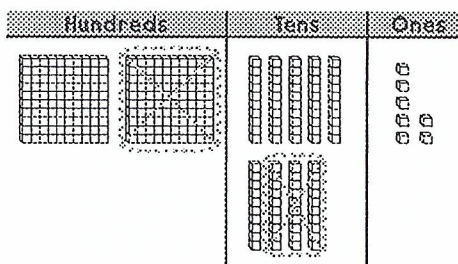
Subtract the tens.

$$9 - 3 = 6$$

Subtract the hundreds.

$$2 - 1 = 1$$

So,  $305 - 138 = \underline{167}$ .



$$\begin{array}{r} 2\phantom{0}05 \\ - 138 \\ \hline 9\phantom{0}15 \\ \phantom{2}0\phantom{0}8 \\ \phantom{2}0\phantom{0}7 \\ \hline 167 \\ \hline \end{array}$$

Solve. Write the difference.

1.

$$\begin{array}{r} 801 \\ - 375 \\ \hline \end{array}$$

2.

$$\begin{array}{r} 693 \\ - 241 \\ \hline \end{array}$$

3.

$$\begin{array}{r} 907 \\ - 624 \\ \hline \end{array}$$

1. The first part of the document discusses the importance of maintaining accurate records.

2. It is essential to ensure that all data is entered correctly and consistently.

3. Regular audits should be conducted to verify the integrity of the information.

4. The second section covers the various methods used for data collection and analysis.

5. Finally, the document concludes with a summary of the key findings and recommendations.

Name \_\_\_\_\_

March 16-20

**Unit 5 Week 3**

Story

Brave Bessie *Anthology*

Genre

Biography

Story

The Legend of Kate  
Shelley

Genre

Legend

Story

Cesar Chavez *Workshop*

Genre

Biography

Comprehension Strategy

summarize

Comprehension Skill

connections within text-sequence

Vocabulary Strategy

synonyms

Writing Traits

organization

Grammar

possessive pronouns

Structural Analysis

contractions with *not*

Mechanics

capitalizing proper nouns-special products

SPELLING/ PHONICS

variant vowels

oo, u, u\_e,  
ew, ue, ui, ou

room

flu

June

new

glue

fruit

crook

could

full

push

Bonus

point

coin

along

ever

strong

Vocabulary

agree- to think the same

challenging- making someone try hard

discover- to find for the first time

heroes- people who are looked up to

interest- a liking for

perform- to do something skillful in public

study- to try to learn

succeed- to do well at something

High Frequency Words

air, along, always, draw, during, ever, meant, nothing, story, strong

Oral Vocabulary Words













competing, inspired, limited, overcome, refused

Name \_\_\_\_\_

# Word Work

Directions: Cut out the spelling words and glue them under the correct vowel sound.

ew	oo	ue	ui

 new	 blue	 fruit
 true	 crew	 crook
 room	 suit	 juice
 glue	 fool	 chew

Name \_\_\_\_\_

# Spelling Words

➡ Directions: Write the spelling words in ABC order.

room  
flu  
June  
new

1. \_\_\_\_\_

2. \_\_\_\_\_

3. \_\_\_\_\_

4. \_\_\_\_\_

glue  
fruit  
crook

1. \_\_\_\_\_

2. \_\_\_\_\_

3. \_\_\_\_\_

push  
could  
full

1. \_\_\_\_\_

2. \_\_\_\_\_

3. \_\_\_\_\_

Name \_\_\_\_\_

## Vocabulary Match

⇒ Directions: Write each vocabulary word next to its definition.

agree

challenging

discover

heroes

interest

perform

study

succeed

\_\_\_\_\_ a liking for

\_\_\_\_\_ to try to learn

\_\_\_\_\_ people who are looked up to

\_\_\_\_\_ to do well at something

\_\_\_\_\_ to find for the first time

\_\_\_\_\_ to do something skillful in public

\_\_\_\_\_ to think the same

\_\_\_\_\_ making someone try hard

Name \_\_\_\_\_

## Vocabulary in Context

⇒ Directions: Pick the correct vocabulary word to complete the sentence.

agree      challenging      discover      heroes  
interest      perform      study      succeed

1. The obstacle course was very \_\_\_\_\_ for us to finish.
2. On Veterans Day we remember the \_\_\_\_\_ that protect our country.
3. I need to \_\_\_\_\_ my spelling words tonight.
4. Our team was able to \_\_\_\_\_ in winning the game.
5. There was a lot of \_\_\_\_\_ in learning about the planets.
6. Our class was able to \_\_\_\_\_ a play for the school.
7. We were not able to \_\_\_\_\_ on which movie to watch.
8. I hope to \_\_\_\_\_ something new on our fieldtrip.

Name \_\_\_\_\_

Unit Five, Week Three  
"Cesar Chavez"

1. How did Cesar Chavez help out on the family farm when he was young?

\_\_\_\_\_

2. What important lesson did Cesar's mother teach him?

\_\_\_\_\_

3. How did Cesar's life change when he was ten?

\_\_\_\_\_

\_\_\_\_\_

\_\_\_\_\_

4. What was Cesar's plan to help the migrant workers?

\_\_\_\_\_

\_\_\_\_\_

\_\_\_\_\_

5. What are the characteristics of a biography?

\_\_\_\_\_

\_\_\_\_\_

\_\_\_\_\_



Name \_\_\_\_\_

Unit Five, Week Three  
"Cesar Chavez"

6. Write a paragraph about a time when you have helped others OR write an opinion paragraph stating if you think it is important to help others or not.

---

---

---

---

---

---

---

---

---

---

---

---

---

---

---

---

---

---

---

---

---

---

---

Name \_\_\_\_\_

CCSS 4.L.5.C Demonstrate understanding of words by relating them to opposites....

## Synonyms

Synonyms are words that mean almost the same thing.

example: sad and gloomy are synonyms

→ Directions: Write each word next to its synonym.

leap	handsome	bad	icy
messy	hard	fast	easy
right	small	noisy	present
stone	friend	angry	toss

quick		loud	
mad		rock	
buddy		throw	
dirty		awful	
simple		tiny	
correct		cute	
difficult		cold	
gift		jump	

Name \_\_\_\_\_

CCSS 4.L.5.C Demonstrate understanding of words by relating them to opposites.....

## Synonyms

Synonyms are words that mean almost the same thing.

⇒ Directions: Circle the correct synonym for the underlined word.

1. Dylan was glum because he could not go to the party.

chewy

happy

sad

glad

2. A little mouse ran under the kitchen table.

tiny

furry

cute

big

3. Karlee was sleepy because she stayed up late last night.

awake

tired

mad

small

4. Jakob found a small rock on the playground.

ball

music

leaf

stone

5. Kayleigh knew all of the correct answers.

wrong

right

same

left

6. The class was very noisy at lunch.

loud

curious

quiet

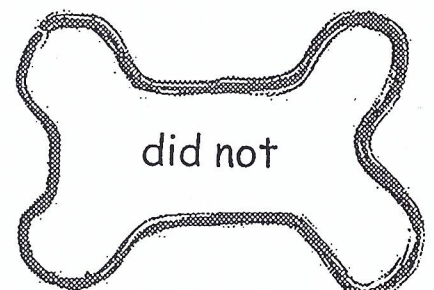
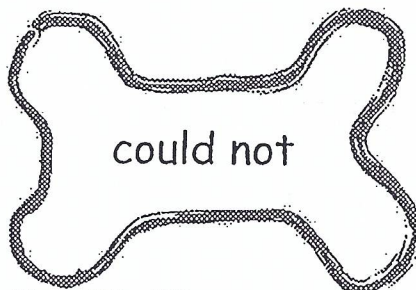
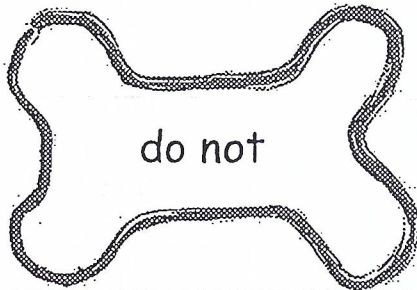
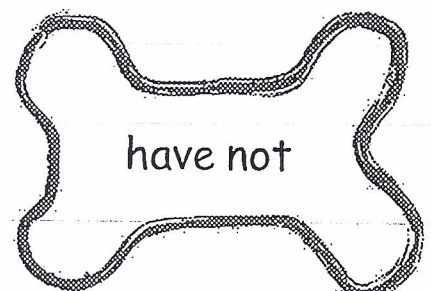
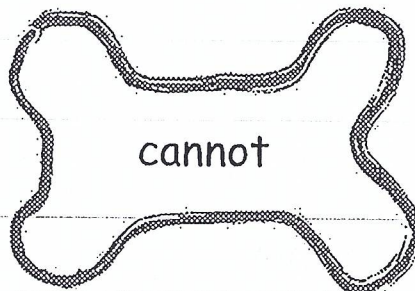
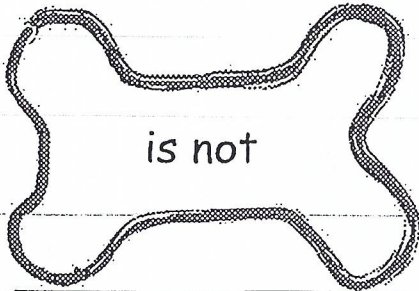
glad

Name \_\_\_\_\_

CCSS 2.L.2.c Use an apostrophe to form contractions and frequently occurring posses-

## Contractions with Not

➡ Directions: Cut out the contractions below. Glue them under the correct bone.



haven't


didn't

couldn't

can't

isn't

don't



Name \_\_\_\_\_

CCSS 2.L.2.c Use an apostrophe to form contractions and frequently occurring posses-

# Contractions

➡ Directions: Choose the correct answer for the following problems.

1. What is another way to say is not

isn't

isnt

is'nt

2. What is another way to say should not

shouldnt

shouldn't

should'nt

3. What is another way to say were not

werent

were'nt

weren't

4. What is another way to say cannot

can'not

can't

cann't

5. What is another way to say are not

are'nt

arent

aren't

6. What is another way to say do not

don't

dont

do'nt



Name \_\_\_\_\_

CCSS 2.L.2.c Use an apostrophe to form contractions and frequently occurring posses-

## Contractions with Not

➡ Directions: Write the correct contraction for the underlined words.

1. We cannot go outside.

\_\_\_\_\_

2. I do not know where the ball is.

\_\_\_\_\_

3. It is not in the basket.

\_\_\_\_\_

4. She did not bring her homework.

\_\_\_\_\_

5. The kids are not here today.

\_\_\_\_\_

6. They will not like the pizza.

\_\_\_\_\_

7. I could not hear you.

\_\_\_\_\_

8. Jon does not want more soda.

\_\_\_\_\_

isn't

aren't

couldn't

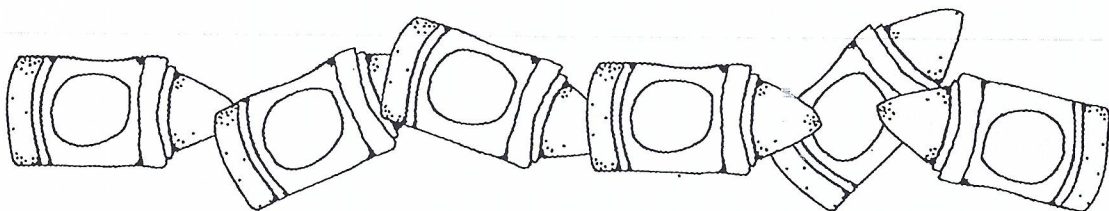
can't

won't

don't

doesn't

didn't



Name: \_\_\_\_\_

Date: \_\_\_\_\_

### Spelling: Begins with 'd'

*draw*

*dew*

*dull*

*drink*

*dark*

*dell*

*drop*

*day*

*door*

*dry*

Name: \_\_\_\_\_

Date: \_\_\_\_\_

## WTW Within Word Patterns

brain

dash

mane

paint

camp

train

stamp

blame

paint

said

snake



Name: \_\_\_\_\_

Date: \_\_\_\_\_

## WTW Within Word Patterns

*crane*

*snack*

*want*

*main*

*flash*

*place*

*snail*

*bake*

*black*



Name: \_\_\_\_\_

March 16-20

Unit 5.3 Day 1

Use editing marks to correct the sentences. Rewrite the sentences.

1. us caught four mouses ourself

---

2. her singed a song in mrs moores class

---

3. Write a compound word that describes what you might see on July 4th.

\_\_\_\_\_

4. Which word best completes BOTH sentences. Circle ONE word.

Don't \_\_\_\_\_ over the step. We took a long \_\_\_\_\_.

fall      voyage      jump      trip      journey

5. Write the plural form of *tooth*. \_\_\_\_\_

Unit 5.3 Day 2

Use editing marks to correct the sentences. Rewrite the sentences.

1. are those yours puppyes in the road

---

2. us bought sunny hills juice at the market.

---

3. Write the correct contraction for the words.

has not \_\_\_\_\_      have not \_\_\_\_\_

4. Circle the words that mean about the same as *happy*.

cheerful      sad      jolly      mad      angry      merry

5. Circle the correct past-tense verb to complete the sentence.

She ( gived / gave / give ) us a new book.

Name: \_\_\_\_\_

Use editing marks to correct the sentences. Rewrite the sentences.

Unit 5.3 Day 3

1. will you buy me a mountain drizzle soda? asked jesse

---

2. that isno't yours seat

---

3. Write the contraction correctly.

aren't \_\_\_\_\_ can't \_\_\_\_\_ has'nt \_\_\_\_\_

4. Circle the compound words below.

homework      hopeful      sunburn      bookmark      untie

5. Write the abbreviation for the words.

November \_\_\_\_\_ Doctor \_\_\_\_\_ Friday \_\_\_\_\_

Use editing marks to correct the sentences. Rewrite the sentences.

Unit 5.3 Day 4

1. didn't mary bring she home work today

---

2. me mom bought a zcircle240 game system for my birth day

---

3. Write the correct possessive pronoun to complete the sentence.

Jada left \_\_\_\_\_ backpack at school. (*Jada's backpack*)

The twins are having a party at \_\_\_\_\_ house. (*the twin's house*)

4. Write the contraction for the words below.

could not \_\_\_\_\_ should not \_\_\_\_\_ would not \_\_\_\_\_

5. Write *admire* to show it happened in the past. \_\_\_\_\_

Name: \_\_\_\_\_

Use editing marks to correct the paragraphs. Rewrite the paragraphs.

Unit 5.3 Day 5

we goed to the store to buy some food me sister wantd some  
fruit rings cereal i was goin to buy some orchard fruit snacks but i  
forgot me money mom bought bread bacon eggs and dairy farms milk

---

---

---

---

---

---

---

Use editing marks to correct the sentences. Rewrite the sentences.

Unit 5.3 Review

1. owen couldn't find hi's jacket

---

2. kierstens coat is purple and she's hat is pink

---

3. Write the product names correctly.

cozy feet socks \_\_\_\_\_ jack's bacon \_\_\_\_\_

4. Write the correct possessive pronoun to complete the sentence.

Mrs. Miller likes \_\_\_\_\_ new car. (*Mrs. Miller's new car*)

There is a hole in \_\_\_\_\_ roof. (*the car's roof*)

5. Write the contraction for the words below.

is not \_\_\_\_\_ did not \_\_\_\_\_ will not \_\_\_\_\_



Name: \_\_\_\_\_

Date \_\_\_\_\_

UMK 5.3

# Word Recognition Quiz

Test Packet  
Due by: Tuesday  
March 24

Read words to parent.

## Phonics

Circle missed words

parent signature \_\_\_\_\_

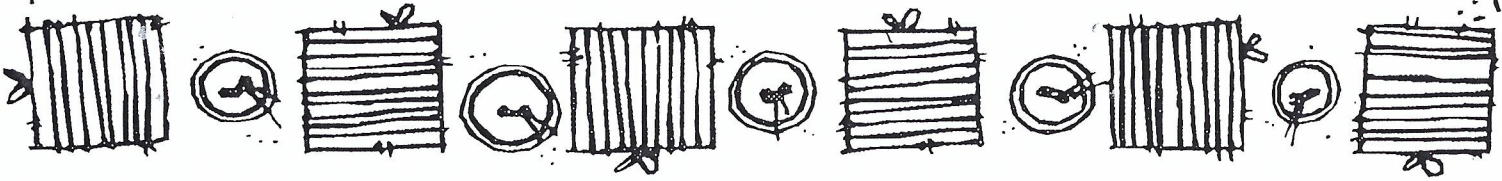
zoo	drew	roof	fruit	blue
pool	clue	smooth	noon	chew

suit	flu	should	would	foot
book	hood	push	wood	juice

## High Frequency Words

air	along	always	draw	during
ever	meant	nothing	story	strong

\_\_\_\_\_/30  
number correct



Name \_\_\_\_\_

# Vocabulary Test

→ Directions: Write each vocabulary word next to its definition.

agree      challenging      discover      heroes  
interest      perform      study      succeed

\_\_\_\_\_ a liking for

\_\_\_\_\_ to try to learn

\_\_\_\_\_ people who are looked up to

\_\_\_\_\_ to do well at something

\_\_\_\_\_ to find for the first time

\_\_\_\_\_ to do something skillful in public

\_\_\_\_\_ to think the same

\_\_\_\_\_ making someone try hard



Name \_\_\_\_\_

# Vocabulary Test

→ Directions: Choose two vocabulary words. Write one sentence for each word you chose.

agree      challenging      discover      heroes  
interest      perform      study      succeed

1. \_\_\_\_\_  
\_\_\_\_\_  
\_\_\_\_\_  
\_\_\_\_\_

2. \_\_\_\_\_  
\_\_\_\_\_  
\_\_\_\_\_  
\_\_\_\_\_

Name \_\_\_\_\_

Unit five, Week Three  
Skills Test

Rewrite the sentences. Capitalize product names as needed.

1. My favorite cereal is fruity rocks.

---

---

2. We always drink sunny valley juice for breakfast.

---

---

3. Mom bought hillside farms ham to make for dinner.

---

---

4. The store had straight from the tap bottled water on sale.

---

---



Name \_\_\_\_\_

Unit Five, Week Three  
Skills Test

Add an apostrophe in the correct place and rewrite the contractions on the lines provided.

5. couldnt \_\_\_\_\_

6. isnt \_\_\_\_\_

7. cant \_\_\_\_\_

8. arent \_\_\_\_\_

9. wouldnt \_\_\_\_\_

10. hasnt \_\_\_\_\_

Circle the synonym for the underlined word.

11. I didn't know that answers to the questions. I thought the test was difficult.

- a) easy
- b) hard
- c) tasty

12. We had to exit the building during the fire drill.

- a) enter
- b) save
- c) leave

13. I was so shy and nervous that I couldn't speak to the girl

- a) talk
- b) yell
- c) hear

Name \_\_\_\_\_

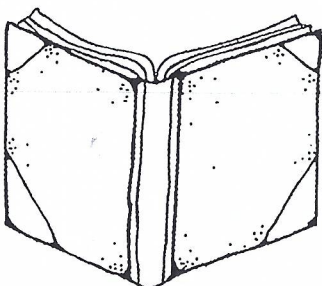
Unit Five, Week Three  
Grammar Test

68 Circle the possessive pronouns in the sentences below.

1. Please give this note to your mother.
2. Our school is cold in the winter.
3. Do you know if this is their dog?
4. That car has a scratch on its trunk.
5. My teacher gave us a lot of homework today.

68 Write a possessive pronoun to finish the sentences.

6. Grace has a new zipper on \_\_\_\_\_ coat.
7. We have a new slide on \_\_\_\_\_ playground.
8. Make sure you clean up \_\_\_\_\_ trash when you leave.
9. I left \_\_\_\_\_ homework on the kitchen table.
10. He forgot to take \_\_\_\_\_ book with him.



Test  
Friday

3.5  
C

Name: \_\_\_\_\_ Date: \_\_\_\_\_

M  
K

## Brave Bessie—Selection Vocabulary

Read each item below carefully and choose the correct answer.

1 Which of the following words is defined below?

To have the same feeling or opinion

- (A) agree
- (B) create
- (C) decide
- (D) gather

2 A librarian would MOST LIKELY be *interested* in which of the following activities?

- (F) reading books
- (G) playing baseball
- (H) painting pictures
- (I) planting flowers

3 Which of the following words means to “give a show in public”?

- (A) attend
- (B) compete
- (C) cooperate
- (D) perform

Copyright © The McGraw-Hill Companies, Inc.

4 Read the dictionary entry below.

- **Verb:** To do well
- **Verb:** To do what you wanted to do

Which of the following words is defined above?

- Ⓕ boast
- Ⓖ rescue
- Ⓒ cure
- Ⓘ succeed

5 What does *study* mean?

- Ⓐ to try to learn
- Ⓑ to keep protected
- Ⓒ to help do something
- Ⓓ to follow a set of steps

6 Which word BEST completes this sentence?

**Jenny said it was \_\_\_\_\_ to hike up the mountain.**

- Ⓕ behaving
- Ⓖ inviting
- Ⓒ challenging
- Ⓘ succeeding

7 *Heroes* means

- Ⓐ brave people.
- Ⓒ serious citizens.
- Ⓑ hard workers.
- Ⓓ selfish neighbors.

8 If you *discover* something, you

- Ⓕ find it.
- Ⓖ look for it.
- Ⓒ cover it.
- Ⓘ put it together.



## Brave Bessie—Comprehension

Read the following questions carefully. You may look back at the selection to help find the answer to each question.

- 1 Why did Bessie have to leave college?
- Ⓐ She missed her family.
  - Ⓑ She could not afford it.
  - Ⓒ She did not want to learn.
  - Ⓓ She did not get good grades.
- 2 How did Bessie become interested in flying?
- Ⓕ She met a lady pilot.
  - Ⓖ She learned about planes in college.
  - Ⓗ She went to an air show in Chicago.
  - Ⓘ She heard her brother talk about lady pilots.
- 3 Why could Bessie not find someone in America to teach her to fly?
- Ⓐ She did not have enough money to pay for the lessons.
  - Ⓑ Her grades were not good enough to become a pilot.
  - Ⓒ No one would teach her because of her skin color.
  - Ⓓ She was a woman.

Name: \_\_\_\_\_ Date: \_\_\_\_\_

4 What did Bessie have to do BEFORE she went to France?

- Ⓕ find an apartment
- Ⓖ learn to speak French
- Ⓗ learn to fly a plane by herself
- Ⓘ find someone to teach her how to fly

5 What is the topic of "Brave Bessie"?

- Ⓐ Bessie Coleman wanted to be like Harriet Tubman.
- Ⓑ Bessie Coleman had to study a lot in order to succeed.
- Ⓒ Bessie Coleman dreamed of becoming a rich person.
- Ⓓ Bessie Coleman was determined to succeed at becoming a pilot.





1. Sydney's class collected 368 cans for recycling. Ramon's class collected 291 cans. How many more cans did Sydney's class collect than Ramon's class?

\_\_\_\_\_ more cans

2. At the store, there are 863 rocks and shells. There are 121 rocks. How many shells are there? Circle the number that makes the sentence true.

There are 

642
732
742

 shells.

3. A bird watcher counted 163 white birds and 185 black birds. How many birds did she count?

$$\begin{array}{r} 163 \\ + 185 \\ \hline \end{array} \longrightarrow \begin{array}{r} 100 + 60 + 3 \\ + 100 + 80 + 5 \\ \hline \end{array}$$

Select one number from each column to solve the problem.

Hundreds	Ten	Ones
<input type="radio"/> 2	<input type="radio"/> 4	<input type="radio"/> 6
<input type="radio"/> 3	<input type="radio"/> 5	<input type="radio"/> 7
<input type="radio"/> 4	<input type="radio"/> 6	<input type="radio"/> 8



7. A farmer has 305 sheep. She moves 263 sheep into a field. How many sheep are left?

Does the sentence describe how to find the answer? Choose Yes or No.

Regroup 1 hundred as 10 tens.     Yes     No

Regroup 1 ten as 10 ones.     Yes     No

Subtract 6 tens from 10 tens.     Yes     No

There are \_\_\_\_\_ sheep left.

---

8. Riley used this method to find the sum  $538 + 254$ .

$$\begin{array}{r} 538 \\ + 254 \\ \hline 700 \\ 80 \\ + 12 \\ \hline 792 \end{array}$$

Use Riley's method to find this sum.

$$\begin{array}{r} 364 \\ + 217 \\ \hline \end{array}$$

Describe how Riley solves addition problems.

---

---

GO ON

4. Louis wants to add 231 and 248.

Help Louis solve this problem. Draw quick pictures. Write how many hundreds, tens, and ones in all. Write the number.

Hundreds	Tens	Ones

\_\_\_\_\_ hundreds \_\_\_\_\_ tens \_\_\_\_\_ ones

5. Mr. Ramos picks 327 apples. He gives 169 apples away. How many apples does Mr. Ramos still have?

Draw to show how you found your answer.

\_\_\_\_\_ apples

6. A store sells 154 DVDs and 88 CDs. How many more DVDs does the store have than CDs?

Fill in the bubble next to all the sentences that describe what you would do to solve the problem.

- I would add.
- I would regroup the hundreds.
- I would subtract.
- I would subtract 4 ones from 8 ones.



9. There are 497 children at the festival. 288 of the children are girls. How many of the children are boys?

- 785     
  219     
  109     
  209

10. Use the numbers on the tiles to solve the problem.



$$\begin{array}{r}
 \phantom{+} 299 \\
 + 23\boxed{\phantom{0}} \\
 \hline
 \boxed{\phantom{0}}\boxed{\phantom{0}}6
 \end{array}$$

Describe how you solved the problem.

---



---



---

